

Visuals to use when doing social video work with children on the autism spectrum

For more detailed instructions on how to do this kind of work, please see the accompanying blog post on my website, autismteachingstrategies.com.


For best results and durability, laminate everything.

Wishing you well in your work,

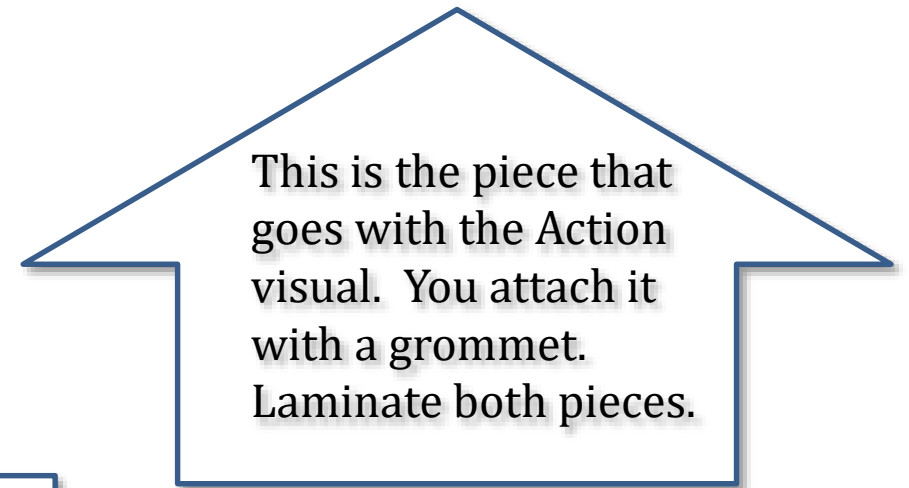
Joel Shaul, LCSW



Joel Shaul provides trainings and workshops. To learn more, click here: <http://bit.ly/YxFn13>




ACTION!



**Video
Work
Today!!!**

QUIET ON



THE SET

What the Director does:

***The Director is the only boss**

***The Director tells the actors, cameraman, sign holder and audience what to do**

***The Director is the only one to say "Quiet on the set," "Action" and "Cut."**

Rules for using the camera:

***Don't talk at all**

***The director is the boss**

***Nothing fancy or silly.**

***Move the camera very slow and
steady**

Rules for being the Sign Holder:

***Don't talk at all**

***Hold the sign steady**

***Point the sign toward the actor**

***Point to words if the director asks
you to**

Rules for being the Studio Audience:

***Don't talk at all**

***Watch and listen very carefully**

***Clap if the director asks you to**

***When the video gets played
back, watch and listen again**