

Pie chart images to encourage proportional participation in a group

Use these visuals to raise awareness of proportionality in group discussion.


For a young person needing help with reigning in the quantity of his speech, you can try putting one of the prompts in front of him, and then designating him the person in charge of making sure everyone gets their turn to talk.

For further information on this technique, as well as the image downloads themselves, you can go to this link at the website:


<http://autismteachingstrategies.com/autism-strategies/pie-chart-visuals-great-social-skills-tool-to-help-kids-with-asd-to-talk-more-or-less-in-groups-or-class/>

Joel Shaul, LCSW


Joel Shaul provides workshops nationwide on the topic of social skills training and conversation pragmatics for children on the autism spectrum. To learn more, please copy and follow this link: <http://bit.ly/zGDQCi>



When people are talking together about something, it's like they're sharing a pie. Everyone gets their piece of the words.



This isn't fair.
One kid is "using up all the words."



Divide this circle into the number of kids in your class or group.
Help other kids to talk enough so that others are not “using up all the words.”